

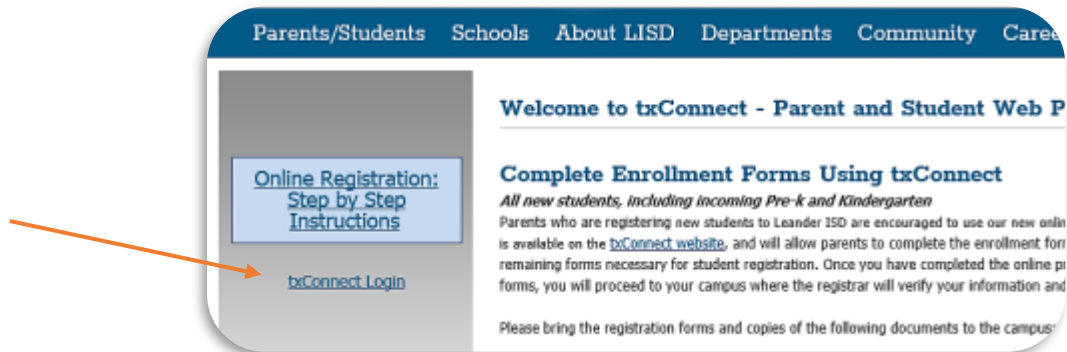
txConnect

How to Receive Electronic Report Cards and Progress Reports

1. Go to the Leander ISD website: <http://www.leanderisd.org/>
2. Click on the txCONNECT button:



3. Click on the "[txConnect Login](#)" link:



4. Login with your User Name and Password.

Welcome to txConnect for LEANDER ISD

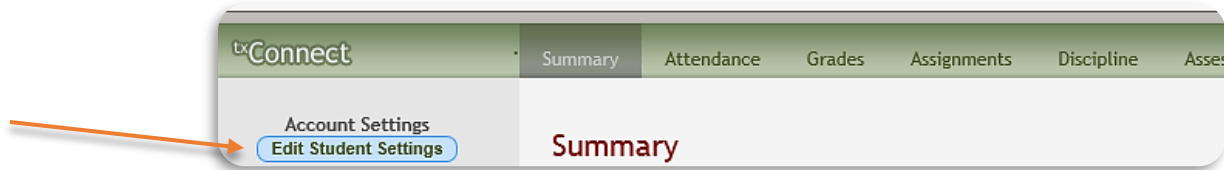
Login
Please enter your user name and password.

User Name:

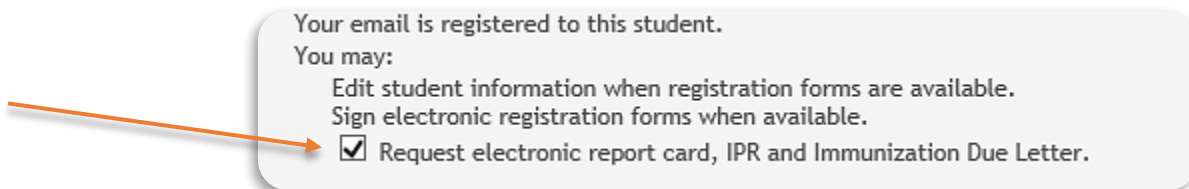
Password:

New txConnect User?
If you need to create an account, click [here](#)

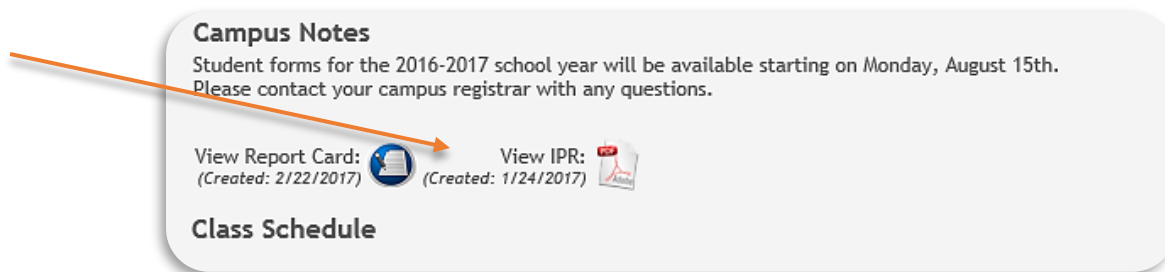
5. The Summary page is loaded. Click on the Edit Student Settings button in the top left corner.



6. Check the box under your student's name to request electronic report card, progress report, and immunization due letter.



7. When Report Cards or Progress reports you will receive an email notification. Log into your txConnect account and on the Summary page an icon will appear with a pdf of your student's report card or progress report (IPR).



Thank you!